

Specialty shapes are available in louver model and blade design listed below. See the louver model submittal sheet for the blade shape detail.

Models

- ESJ-202
- ESJ-401
- ESK-402
- ESD-403
- EDD-401
- ESJ-602
- ESK-602
- ESD-603
- EDD-601

Special shaped louvers are not AMCA tested for water penetration and air flow resistance. Conservative air flows should be used when sizing louvers to help prevent water carry over.

Standard Construction

- Frame: Heavy gauge 6063T5 extruded aluminum
- Blades: Heavy gauge 6063T5 extruded aluminum positioned at 45° angles
- Birdscreen: 3/4" x .051" flattened expanded aluminum. Screen is mounted on inside (rear)
- Finish: Mill
- Minimum Size: 20" Diameter. Consult Greenheck if smaller sizes are required.

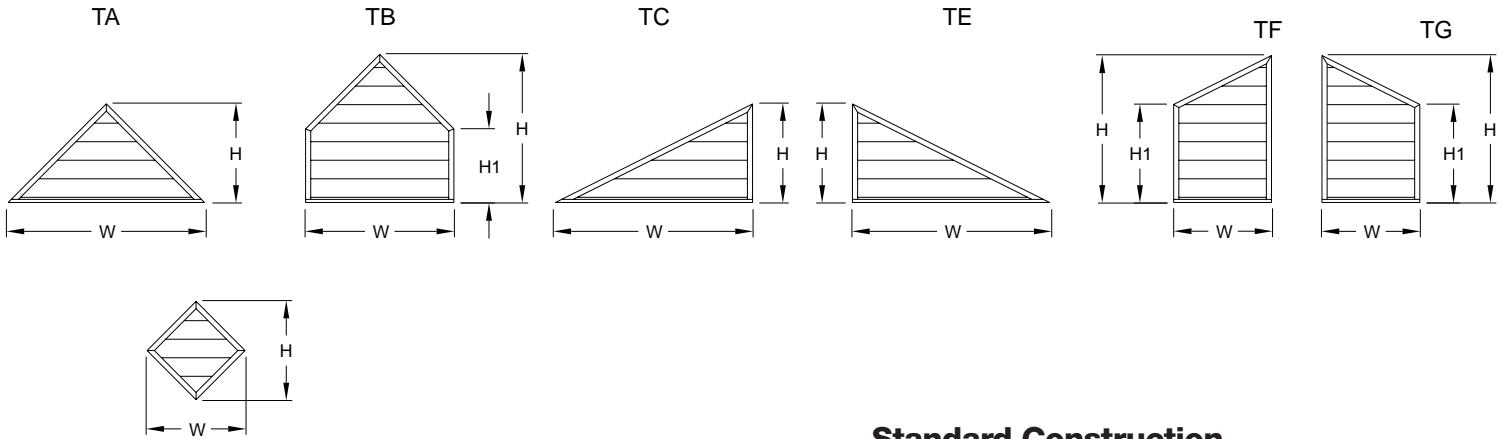
Options (at additional cost)

- Flanged frame
- A variety of bird and insect screens
- A variety of architectural finishes including:
 - Clear anodize
 - Integral color anodize
 - Baked enamel
 - Kynar
- 0.125" nominal wall thickness

* W & H Dimensions furnished approximately 1/4" under size.

Qty.	Model	Shape						Size			Options
		A	B	C	D	E	F	W	H	H ₁	

Project: _____ Location: _____
 Contractor: _____ Design Specifier: _____

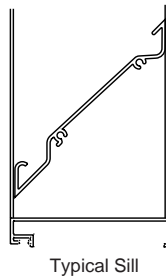
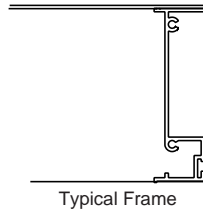


Specialty shapes are available in louver model and blade design listed below. See the louver model submittal sheet for the blade shape detail.

Models

ESJ-202
ESJ-401
ESK-402
ESD-403
EDD-401
ESJ-602
ESK-602
ESD-603
EDD-601

Special shaped louvers are not AMCA tested for water penetration and air flow resistance. Conservative air flows should be used when sizing louvers to help prevent water carry over.



Standard Construction

Frame: Heavy gauge 6063T5 extruded aluminum
 Blades: Heavy gauge 6063T5 extruded aluminum positioned at 45° angles
 Birdscreen: 3/4" x .051" flattened expanded aluminum. Screen is mounted on inside (rear)
 Finish: Mill

Options (at additional cost)

- Flanged frame
- A variety of bird and insect screens
- A variety of architectural finishes including:
 - Clear anodize
 - Integral color anodize
 - Baked enamel
 - Kynar
- 0.125" nominal wall thickness

* W & H Dimensions furnished approximately 1/4" under size.

Qty.	Model	Shape						Size			Options
		A	B	C	D	E	F	W	H	H ₁	

Project: _____

Location: _____

Contractor: _____

Design Specifier: _____