

Refer to: 'Installation Instructions for VCD and FBV Series Control Dampers' (Part #463384)

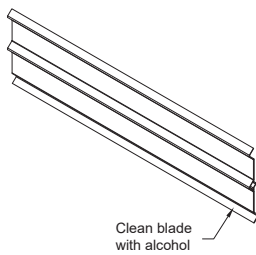
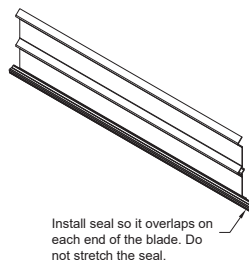
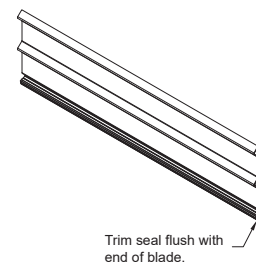
Models: FBV-23, VCD-23, VCD-23V, VCD-33, VCD-33V, VCD-34, VCD-34V, SEVCD-23, SEVCD-33

These instructions address either replacement or initial installation.

The adhesive on the silicone seal sticks to the blade edge. The kits are for single section dampers. If seal is needed for multiple sections, order additional kits as required.

Instructions:

- 1) Clean blade surface where blade seal will be applied with alcohol. (Figure 1)
- 2) Install seal so it overlaps on each end of the blade. Do not stretch the seal. (Figure 2)
- 3) Trim seal flush with the end of the blade. (Figure 3)


Figure 1

Figure 2

Figure 3
Models: FBV-23, VCD-23, VCD-23V, SEVCD-23
Kit Number 1038591

For damper sizes 24 in. wide x 24 in. high and smaller

Item	Qty	Part Number	Description
1	2	1038597	Sweep seal, silicone, 350°F, 24 in.
2	4	1038599	Blade seal, silicone, 350°F, 24 in.

Kit Number 1038592

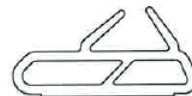
For damper sizes between 24 in. wide x 24 in. high and 48 in. wide x 48 in. high

Item	Qty	Part Number	Description
1	2	1038598	Sweep seal, silicone, 350°F, 48 in.
2	8	1038600	Blade seal, silicone, 350°F, 48 in.

Kit Number 1038593

For damper sizes between 48 in. wide x 48 in. high and 48 in. wide x 74 in. high

Item	Qty	Part Number	Description
1	2	1038598	Sweep seal, silicone, 350°F, 48 in.
2	12	1038600	Blade seal, silicone, 350°F, 48 in.

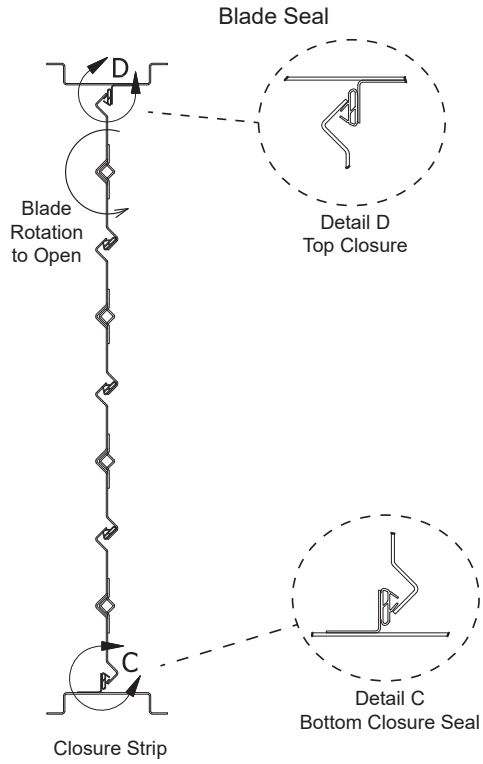
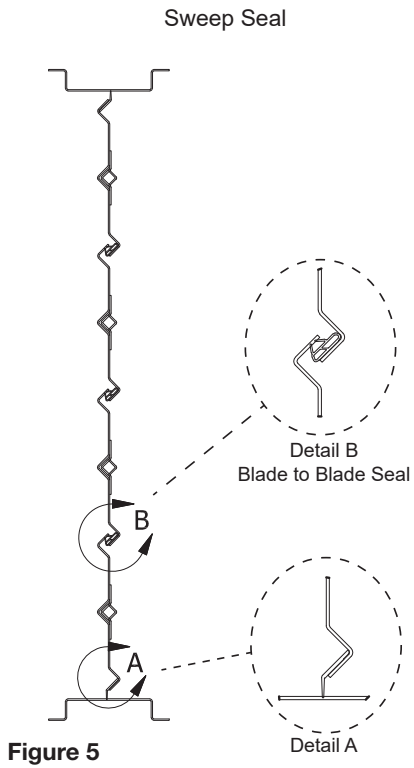

Figure 4 ① Sweep Seal


② Blade Seal

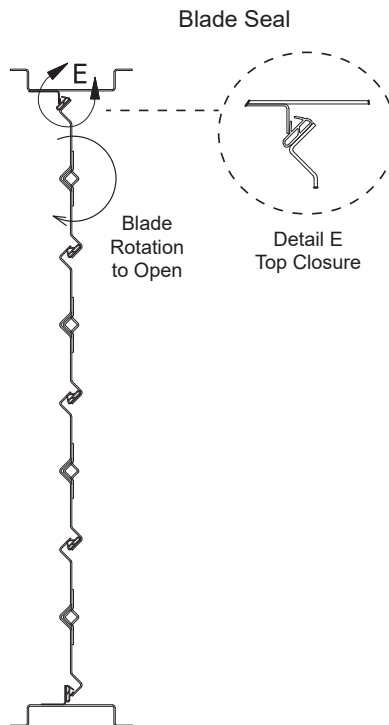
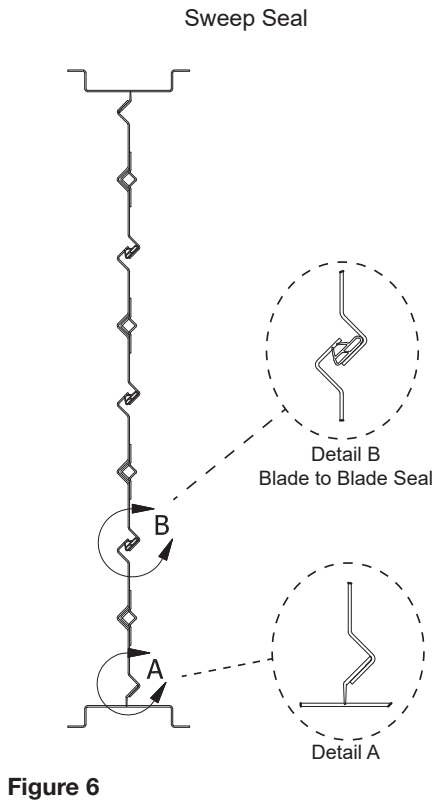
Models: FBV-23, VCD-23, VCD-23V, SEVCD-23

Blade Action: Opposed
 Number of Blades: Odd

Blade Action: Parallel
 Number of Blades: Both (odd and even)



Blade Action: Opposed
 Number of Blades: Even



Models: VCD-33, VCD-34, VCD-33V, VCD-34V, SEVCD-33

Instructions:

- 1) Clean blade surface where blade seal will be applied with alcohol. (Figure 7)
- 2) Install seal so it overlaps on each end of the blade. Do not stretch the seal. (Figure 8)
- 3) Trim seal flush with the end of the blade. (Figure 9)

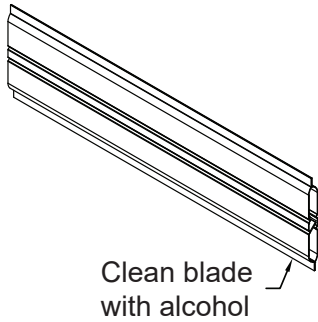


Figure 7

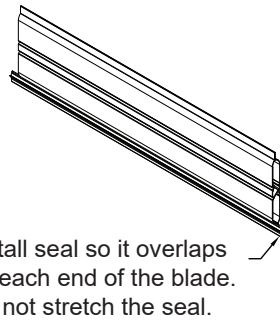


Figure 8

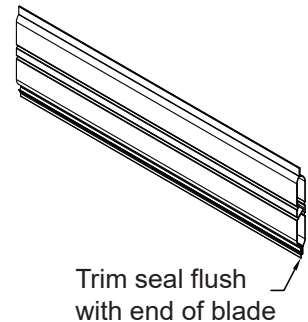


Figure 9

Kit Number 1038594

For damper sizes 24 in. wide x 24 in. high and smaller

Item	Qty	Part Number	Description
1	2	1038601	Sweep seal, silicone, 350°F, 24 in.
2	4	1038604	Blade seal, silicone, 350°F, 24 in.

Kit Number 1038595

For damper sizes between 24 in. wide x 24 in. high and 48 in. wide x 48 in. high

Item	Qty	Part Number	Description
1	2	1038602	Sweep seal, silicone, 350°F, 48 in.
2	8	1038605	Blade seal, silicone, 350°F, 48 in.

Kit Number 1038596

For damper sizes between 48 in. wide x 48 in. high and 60 in. wide x 48 in. high

Item	Qty	Part Number	Description
1	2	1038603	Sweep seal, silicone, 350°F, 60 in.
2	8	1038606	Blade seal, silicone, 350°F, 60 in.

Kit Number 1038609

For damper sizes between 60 in. wide x 48 in. high and 60 in. wide x 74 in. high

Item	Qty	Part Number	Description
1	2	1038603	Sweep seal, silicone, 350°F, 60 in.
2	12	1038606	Blade seal, silicone, 350°F, 60 in.



① Sweep Seal



② Blade Seal

Figure 10

Models: VCD-33, VCD-34, VCD-33V, VCD-34V, SEVCD-33

Blade Action: Opposed
 Number of Blades: Odd

Blade Action: Parallel
 Number of Blades: Both (odd and even)

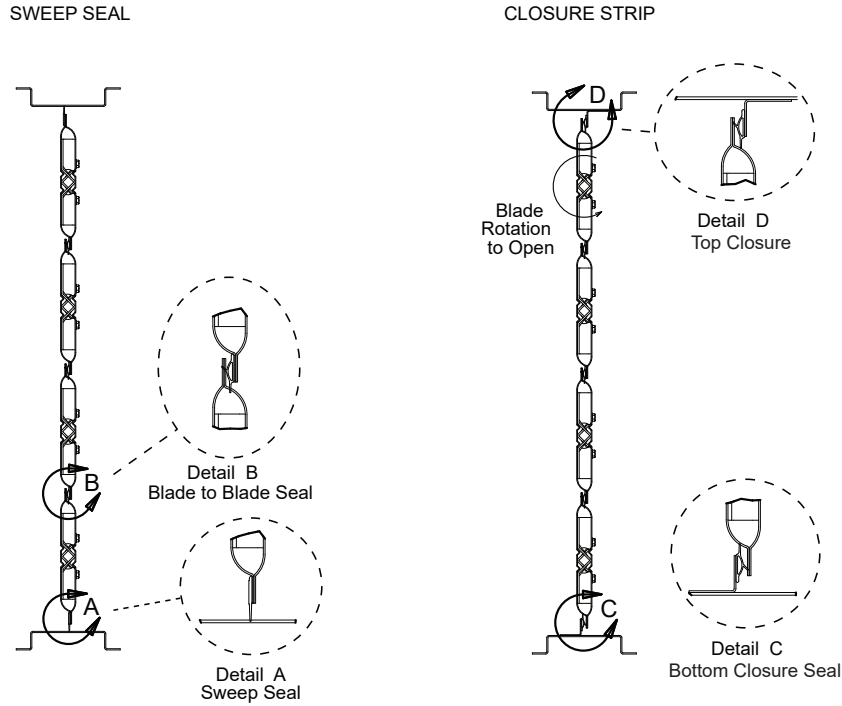


Figure 11

Blade Action: Opposed
 Number of Blades: Even

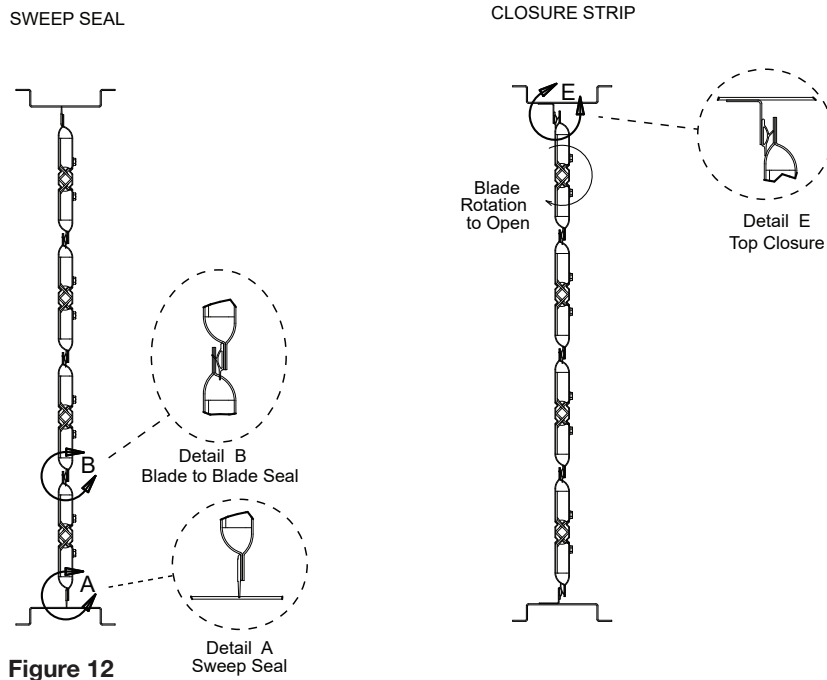


Figure 12



Phone: (715) 359-6171 • Fax: (715) 355-2399 • E-mail: gfcinfo@greenheck.com • Website: www.greenheck.com