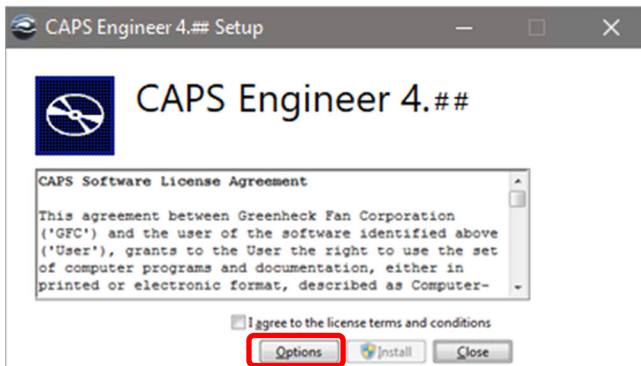




Engineer Installer

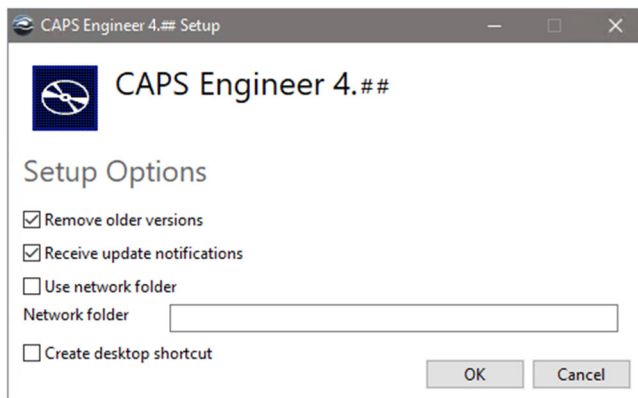
The CAPS software installation includes the following:

- ❖ All the supporting files will be downloaded during the upfront installation rather than making an Internet call for any data file as needed. This will require more disc space (2.9 GB total) but improves the run-time speed and reduces the Internet traffic.
- ❖ Up front installation options now allow adjustments to the beginning of the install process (see example images below).



On the first popup box, there is a new button to go into "Options".

Need to check the box to agree with license terms & conditions before "Install" button enables.



Inside the Options are the abilities to:

- Remove the older versions or leave them in place.
- Switch off the notification of updates available.
- Use a network folder for sharing the Office Profiles and Address Book folders/files.

These options were possible after the install completed. Now they have been moved to the beginning of the install process.

Advanced installation info for IT Support Specialists

The MSI installer supports installation switches; enter /? or /Help after the executable command to view the possible options.

The **CAPSEngineerSetup.EXE** file is an initiator file only, to get the individual MSI components, see instructions below.

For network administrators that do or want to do mass deployment, do the following:

Run the command line "**CapsEngineerSetup.exe /layout**"

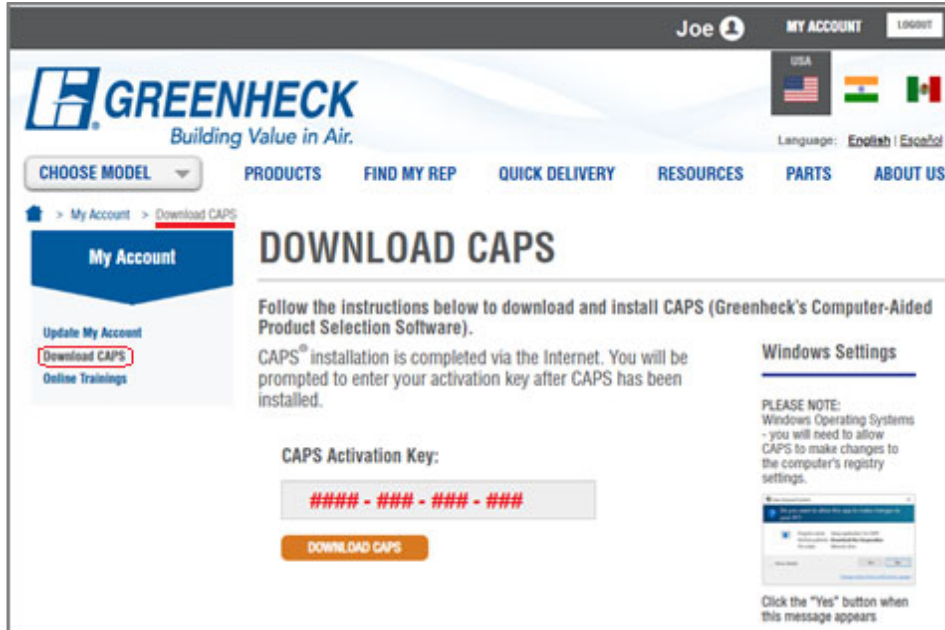
Copy the **CapsEngineerSetup.exe** and the 'payload' folder to a network share (\\server\share).

Execute **\\server\share\CapsEngineerSetup.exe /q** on the clients manually or via SCCM.



For new users, please make sure these individuals have a Greenheck.com account to view your current account CAPS **activation code** and login to the CAPS application the first time launched. CAPS now verifies the user via the Greenheck website account login, the same as eCAPS.

<https://www.greenheck.com/>



Please visit the CAPS Live page after installation to view our privacy policy regarding the handling of sensitive information in the CAPS application.

If there are any questions or concerns, please feel free to contact us at CAPS@Greenheck.com

Supported Operating Systems:

Windows® 10 (64-bit) and Windows® 11 (64-bit)

CPU Type 64-bit: 1 gigahertz (GHz)

Memory 64-bit: 8 GB (16 GB recommended)

- Admin rights are required for installation and updates