

## Application

The CRD-2WT is a UL classified ceiling radiation damper for installation in wood truss ceiling construction with ratings up to 1 hour.

The CRD-2WT provides the ceiling radiation damper with a plaster flange attached around the perimeter of the damper frame. The damper frame is positioned either flush with the ceiling for duct connection or above the ceiling for grille installation or extended below the ceiling for duct installation.

## Construction

Construction	Standard	Optional
<b>Frame Material</b>	Galvanized steel*	-
<b>Blade Material</b>	Galvanized steel*	-
<b>Closure Device</b>	Fusible link	Volume controller
<b>Fusible Link</b>	165°F (74°C)	212°F (100°C)
<b>Mounting Style</b>	Grill mounted	Duct mounted
<b>Collar Location</b>	Top	-

\* in gauges required by UL listing R13446



Width and height are actual size. Collar is nominal size (undersized 1/8 inch [6mm]).

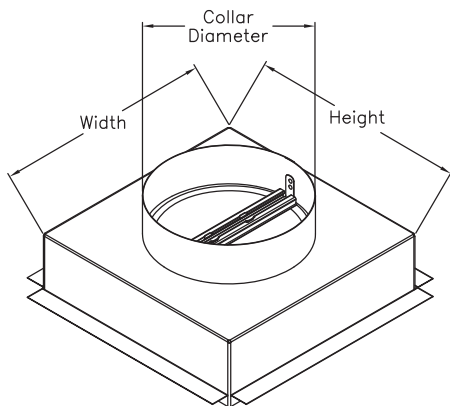


See complete marking on product.

UL 555C Classification  
 R13446

## Sizing

Damper Frame Size		
W x H	Minimum	Maximum
in.	5 x 5	12 x 12
mm	127 x 127	305 x 305
Collar Size		
in.	4	8
mm	102	203



Model CRD-2WT meets the requirements for ceiling radiation dampers established by:

- National Fire Protection Association NFPA Standards 90A, and 101
- International Building Codes (IBC)
- CSFM California State Fire Marshal Fire Listing (#3225-0981:0101) and Ceiling Listing (#3226-0981:0500)

### UL Fire Resistance Directory Approved Ceiling Design Number:

[L528](#), [L546](#), [L558](#), [L562](#), [L574](#), [L576](#), [L581](#), [L583](#), [L585](#), [L592](#), [M501](#), [M503](#), [M508](#), [P533](#), [P538](#), [P545](#), [P547](#), [P548](#), [P554](#), and [P580](#)

Click on design number to open UL Fire Resistance Directory. Other proprietary UL design numbers may be similar. Approval by AHJ or local code is required to use a Greenheck design when not specified.

## Option

- [Volume controller](#)

## Document Links



[INSTALLATION](#)



[CATALOG](#)



[SELECTION GUIDE](#)



[SPECIFICATIONS](#)



[WARRANTY](#)

## Gypsum Association File Number vs UL Design Number

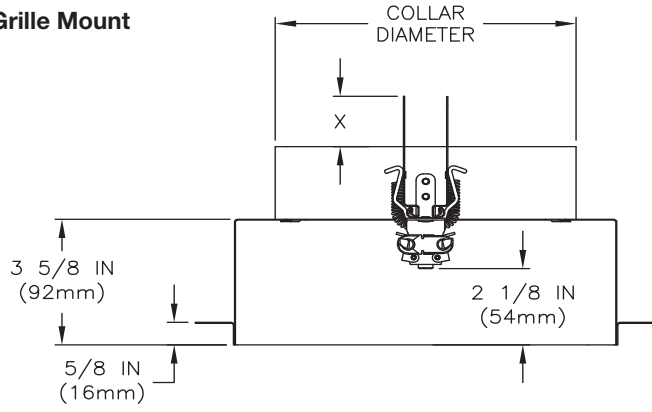
GA File No.	UL Design No.
FC 5012	M508
FC 5078	L558
FC 5101	L574, M508
FC 5119	L592
FC 5121	L528, L546, L574, M508
FC 5514.4	L585
FC 5515	L528
FC 5515.3	M503
FC 5516	L528
FC 5519	L574
FC 5521	L562
FC 5528	L528
RC 2603	P533
RC 2604	P554
RC 2606	P545
RC 2609	P538
RC 2612	P545, P554

GA = Gypsum Association Fire Resistance Manual  
22<sup>nd</sup> Edition

## Damper Mounting Styles

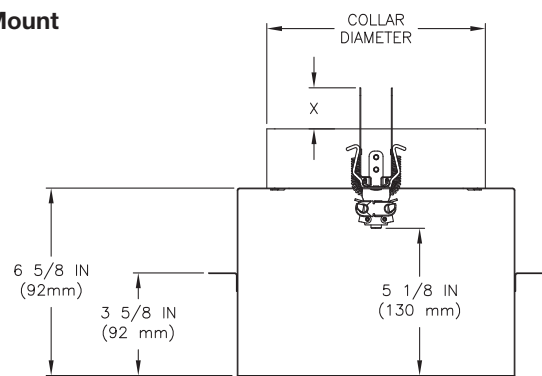
$X = (\text{collar diameter}/2) - 2.5$

### Grille Mount

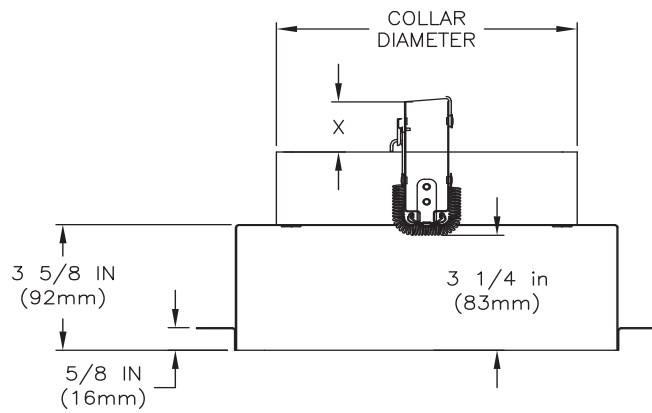


CRD-2WT with volume controller

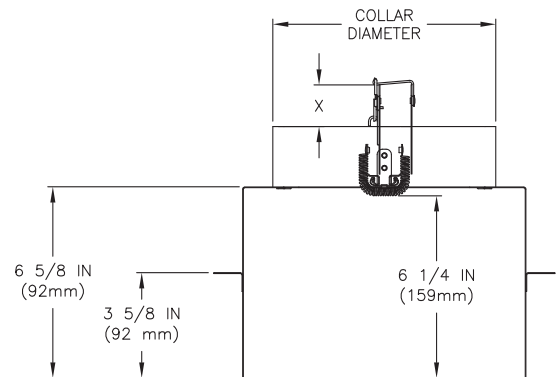
### Duct Mount



CRD-2WT with volume controller



CRD-2WT with fusible link



CRD-2WT with fusible link