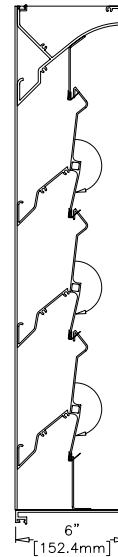


## Standard Construction

<b>Fame</b>	Heavy gauge extruded 6063-T5 aluminum, 6 in. (152 mm) x 0.125 in. (3 mm) nominal wall thickness
<b>Blades</b>	Drainable design, heavy gauge extruded 6063-T5 aluminum, 0.081 in. (2 mm) nominal wall thickness, positioned 45° on approximately 6.5 in. (165 mm) centers
<b>Seals</b>	Dual-durometer extruded vinyl blade seals, compressible stainless steel jamb seals
<b>Temperature Restrictions</b>	(-20° F) - (+180° F) (-29° C) - (+82° C)
<b>Linkage</b>	Side linkage, out of airstream (concealed in frame)
<b>Bearings</b>	Synthetic sleeve type
<b>Axles</b>	1/2 in. (13 mm) dia. zinc plated steel
<b>Louver Depth</b>	6 in. (152 mm)
<b>Construction</b>	Mechanically fastened
<b>Finish</b>	Mill
<b>Minimum Size</b>	12 in. W x 16 in. H (305 mm W x 406 mm H)
<b>Maximum Single Section Size</b>	60 in. W x 96 in. H (1524 mm W x 2438 mm H)
<b>Wind Load</b>	25 PSF (1.2 kPa)



## Performance Ratings



Greenheck Fan Corporation certifies that the EAC-601 louvers shown herein are licensed to bear the AMCA Seal. The ratings shown are based on tests and procedures performed in accordance with AMCA Publication 511 and comply with the requirements of the AMCA Certified Ratings Program. The AMCA Certified Ratings Seal applies to Water Penetration and Air Performance ratings.

### Performance of 48 in. x 48 in. (1219 mm x 1219 mm) Louver

<b>Free Area</b>	
Area	7.41 sq. ft. (0.688 sq. m)
Percent	46.3%
<b>Performance at Beginning Point of Water Penetration</b>	
Free Area Velocity	1020 fpm (5.182 m/s)
Max Intake Volume	7558 cfm (3.567 m <sup>3</sup> /s)
<b>Performance at 6,000 CFM (2.832 m<sup>3</sup>/s) Intake</b>	
Pressure Drop	0.082 in. wg (0.020 kPa)

## Options and Accessories

- Actuators
- [Bird Screen](#)
- [Extended Sill](#)
- [Filter Rack/Filter](#)
- [Flange Frame](#)
- [Glazing Frame](#)
- [Insect Screen](#)
- [Mounting Angles](#)
- [Security Bars](#)
- Stainless Steel Axles and Bearings
- [Variety of Architectural Finishes](#)

## Product Details

### [EAC-601 Standard Details](#)

Structural reinforcing members may be required to adequately support and install multiple louver sections within a large opening. Structural reinforcing members along with any associated installation hardware is not provided by Greenheck unless indicated otherwise by Greenheck. Options and accessories including, but not limited to, screens, filter racks, louver doors, and blank off panels are not subject to structural analysis unless indicated otherwise by Greenheck.

## Free Area Chart

Free Area Chart shows free area in square feet and square meters.

Louver Height Inches (Meters)	Louver Width in Inches (Meters)													
	12	15	18	21	24	27	30	33	36	39	42	48	54	60
0.30	0.38	0.46	0.53	0.61	0.69	0.76	0.84	0.91	0.99	1.07	1.22	1.37	1.52	
<b>16</b>	<b>0.23</b>	<b>0.30</b>	<b>0.38</b>	<b>0.45</b>	<b>0.53</b>	<b>0.60</b>	<b>0.68</b>	<b>0.75</b>	<b>0.83</b>	<b>0.90</b>	<b>0.98</b>	<b>1.13</b>	<b>1.27</b>	<b>1.42</b>
0.41	0.02	0.03	0.04	0.04	0.05	0.06	0.06	0.07	0.08	0.08	0.09	0.10	0.12	0.13
<b>21</b>	<b>0.49</b>	<b>0.64</b>	<b>0.80</b>	<b>0.96</b>	<b>1.12</b>	<b>1.28</b>	<b>1.43</b>	<b>1.59</b>	<b>1.75</b>	<b>1.91</b>	<b>2.07</b>	<b>2.38</b>	<b>2.70</b>	<b>3.01</b>
0.53	0.05	0.06	0.07	0.09	0.10	0.12	0.13	0.15	0.16	0.18	0.19	0.22	0.25	0.28
<b>24</b>	<b>0.49</b>	<b>0.64</b>	<b>0.80</b>	<b>0.96</b>	<b>1.12</b>	<b>1.28</b>	<b>1.43</b>	<b>1.59</b>	<b>1.75</b>	<b>1.91</b>	<b>2.07</b>	<b>2.38</b>	<b>2.70</b>	<b>3.01</b>
0.61	0.05	0.06	0.07	0.09	0.10	0.12	0.13	0.15	0.16	0.18	0.19	0.22	0.25	0.28
<b>30</b>	<b>0.74</b>	<b>0.99</b>	<b>1.23</b>	<b>1.47</b>	<b>1.71</b>	<b>1.95</b>	<b>2.19</b>	<b>2.43</b>	<b>2.67</b>	<b>2.92</b>	<b>3.16</b>	<b>3.64</b>	<b>4.12</b>	<b>4.60</b>
0.76	0.07	0.09	0.11	0.14	0.16	0.18	0.20	0.23	0.25	0.27	0.29	0.34	0.38	0.43
<b>33</b>	<b>1.00</b>	<b>1.33</b>	<b>1.65</b>	<b>1.97</b>	<b>2.30</b>	<b>2.62</b>	<b>2.95</b>	<b>3.27</b>	<b>3.60</b>	<b>3.92</b>	<b>4.25</b>	<b>4.90</b>	<b>5.55</b>	<b>6.19</b>
0.84	0.09	0.12	0.15	0.18	0.21	0.24	0.27	0.30	0.33	0.36	0.39	0.46	0.52	0.58
<b>39</b>	<b>1.00</b>	<b>1.33</b>	<b>1.65</b>	<b>1.97</b>	<b>2.30</b>	<b>2.62</b>	<b>2.95</b>	<b>3.27</b>	<b>3.60</b>	<b>3.92</b>	<b>4.25</b>	<b>4.90</b>	<b>5.55</b>	<b>6.19</b>
0.99	0.09	0.12	0.15	0.18	0.21	0.24	0.27	0.30	0.33	0.36	0.39	0.46	0.52	0.58
<b>42</b>	<b>1.26</b>	<b>1.67</b>	<b>2.07</b>	<b>2.48</b>	<b>2.89</b>	<b>3.30</b>	<b>3.71</b>	<b>4.11</b>	<b>4.52</b>	<b>4.93</b>	<b>5.34</b>	<b>6.15</b>	<b>6.97</b>	<b>7.78</b>
1.07	0.12	0.16	0.19	0.23	0.27	0.31	0.34	0.38	0.42	0.46	0.50	0.57	0.65	0.72
<b>48</b>	<b>1.51</b>	<b>2.01</b>	<b>2.50</b>	<b>2.99</b>	<b>3.48</b>	<b>3.97</b>	<b>4.46</b>	<b>4.95</b>	<b>5.44</b>	<b>5.94</b>	<b>6.43</b>	<b>7.41</b>	<b>8.39</b>	<b>9.38</b>
1.22	0.14	0.19	0.23	0.28	0.32	0.37	0.41	0.46	0.51	0.55	0.60	0.69	0.78	0.87
<b>51</b>	<b>1.51</b>	<b>2.01</b>	<b>2.50</b>	<b>2.99</b>	<b>3.48</b>	<b>3.97</b>	<b>4.46</b>	<b>4.95</b>	<b>5.44</b>	<b>5.94</b>	<b>6.43</b>	<b>7.41</b>	<b>8.39</b>	<b>9.38</b>
1.30	0.14	0.19	0.23	0.28	0.32	0.37	0.41	0.46	0.51	0.55	0.60	0.69	0.78	0.87
<b>60</b>	<b>2.03</b>	<b>2.69</b>	<b>3.34</b>	<b>4.00</b>	<b>4.66</b>	<b>5.32</b>	<b>5.98</b>	<b>6.63</b>	<b>7.29</b>	<b>7.95</b>	<b>8.61</b>	<b>9.92</b>	<b>11.24</b>	<b>12.56</b>
1.52	0.19	0.25	0.31	0.37	0.43	0.49	0.56	0.62	0.68	0.74	0.80	0.92	1.04	1.17
<b>66</b>	<b>2.29</b>	<b>3.03</b>	<b>3.77</b>	<b>4.51</b>	<b>5.25</b>	<b>5.99</b>	<b>6.73</b>	<b>7.47</b>	<b>8.22</b>	<b>8.96</b>	<b>9.70</b>	<b>11.18</b>	<b>12.66</b>	<b>14.15</b>
1.68	0.21	0.28	0.35	0.42	0.49	0.56	0.63	0.69	0.76	0.83	0.90	1.04	1.18	1.31
<b>78</b>	<b>2.54</b>	<b>3.37</b>	<b>4.19</b>	<b>5.02</b>	<b>5.84</b>	<b>6.67</b>	<b>7.49</b>	<b>8.31</b>	<b>9.14</b>	<b>9.96</b>	<b>10.79</b>	<b>12.44</b>	<b>14.09</b>	<b>15.74</b>
1.98	0.24	0.31	0.39	0.47	0.54	0.62	0.70	0.77	0.85	0.93	1.00	1.16	1.31	1.46
<b>84</b>	<b>2.80</b>	<b>3.71</b>	<b>4.62</b>	<b>5.52</b>	<b>6.43</b>	<b>7.34</b>	<b>8.25</b>	<b>9.16</b>	<b>10.06</b>	<b>10.97</b>	<b>11.88</b>	<b>13.69</b>	<b>15.51</b>	<b>17.33</b>
2.13	0.26	0.34	0.43	0.51	0.60	0.68	0.77	0.85	0.93	1.02	1.10	1.27	1.44	1.61
<b>96</b>	<b>3.31</b>	<b>4.39</b>	<b>5.46</b>	<b>6.54</b>	<b>7.61</b>	<b>8.69</b>	<b>9.76</b>	<b>10.84</b>	<b>11.91</b>	<b>12.98</b>	<b>14.06</b>	<b>16.21</b>	<b>18.36</b>	<b>20.51</b>
2.44	0.31	0.41	0.51	0.61	0.71	0.81	0.91	1.01	1.11	1.21	1.31	1.51	1.71	1.91

## Document Links

[Louver Finishes & Colors](#)

[Louver Product Selection Guide](#)

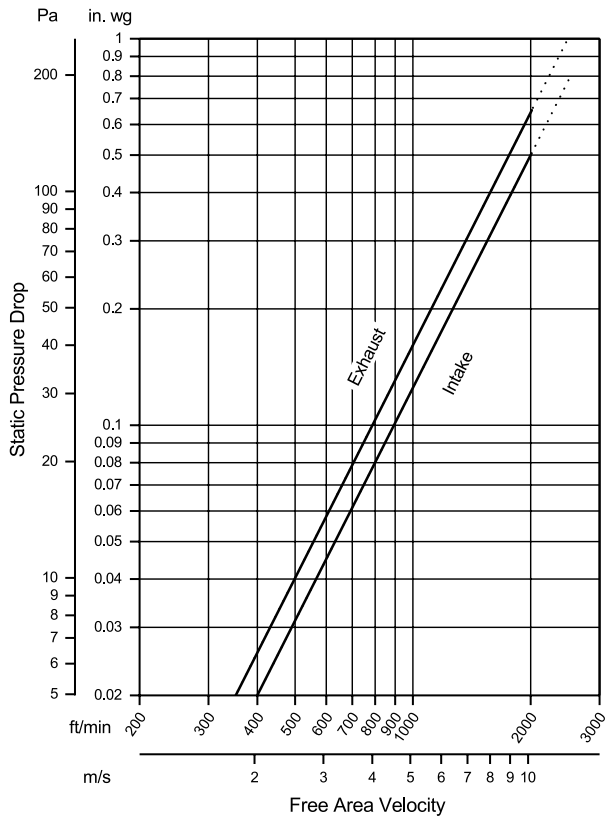
[Louver Products Catalog](#)

[Louver Warranty Statement](#)

## Airflow Resistance

Standard Air - 0.075 lb/ft<sup>3</sup> (1.2 kg/m<sup>3</sup>)

Test size 48 in. x 48 in. (1219 mm x 1219 mm)

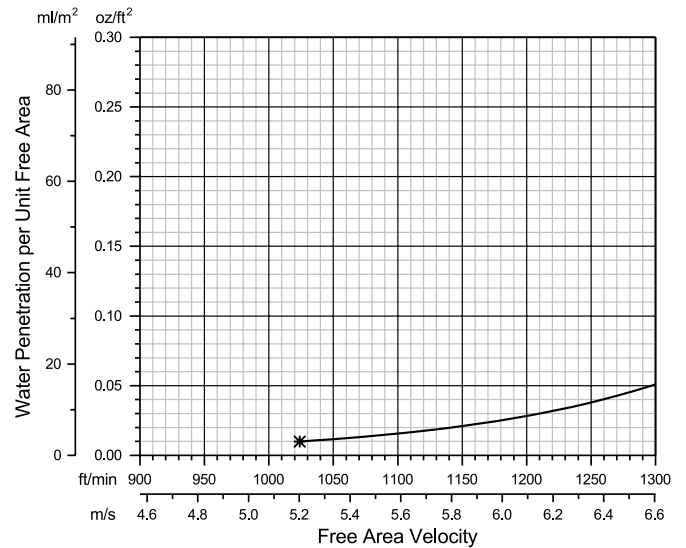


Model EAC-601 resistance to airflow (pressure drop) varies depending on louver application (air intake or air exhaust). Free area velocities (shown) are higher than average velocity through the overall louver size. See louver selection information. (Test Figure 5.5-6.5)

## Water Penetration

Standard Air - 0.075 lb/ft<sup>3</sup> (1.2 kg/m<sup>3</sup>)

Test size 48 in. x 48 in. (1219 mm x 1219 mm) Test duration of 15 min.



The AMCA Water Penetration Test provides a method for comparing various louver models and designs as to their efficiency in resisting the penetration of rainfall under specific laboratory test conditions. The beginning point of water penetration is defined as that velocity where the water penetration curve projects through 0.01 oz. (3 g) of water (penetration) per sq. ft. (m<sup>2</sup>) of louver free area. **\*The beginning point of water penetration for Model EAC-601 is 1020 fpm (5.182 m/s) free area velocity.** These performance ratings do not guarantee a louver to be weatherproof or stormproof and should be used in combination with other factors including good engineering judgement in selecting louvers.