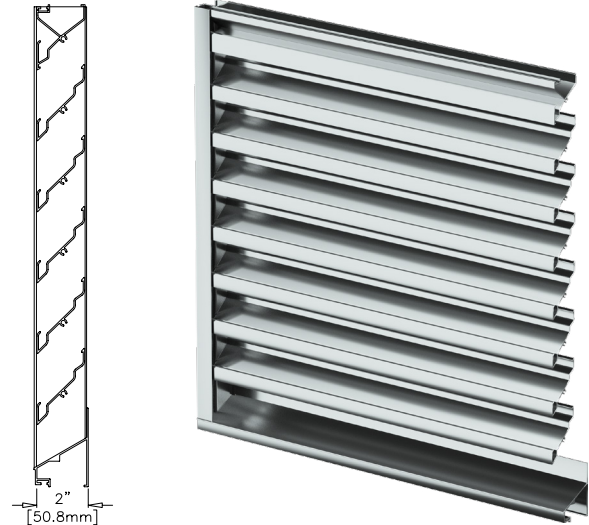


Standard Construction

Frame	Heavy gauge extruded 6063-T5 aluminum, 2 in. (51 mm) x 0.063 in. (2 mm) nominal wall thickness
Blades	Drainable design, heavy gauge extruded 6063-T5 aluminum, 0.063 in. (2 mm) nominal wall thickness, positioned 45° on approximately 3 in. (76 mm) centers
Louver Depth	2 in. (51 mm)
Construction	Mechanically fastened
Finish	Mill
Minimum Size	6 in. W x 6. H (152 mm W x 152 mm H)
Maximum Single Section Size	120 in. W x 120 in. H (3048 mm W x 3048 mm H) Limited to 70 sq. ft. (6.5 sq. m)
Wind Load	25 PSF (1.2 kPa)



Performance Ratings



Greenheck Fan Corporation certifies that the ESD-202 louvers shown herein are licensed to bear the AMCA Seal. The ratings shown are based on tests and procedures performed in accordance with AMCA Publication 511 and comply with the requirements of the AMCA Certified Ratings Program. The AMCA Certified Ratings Seal applies to Water Penetration and Air Performance ratings.

Louvers were tested in accordance with AMCA Standard 500-L.

Performance of 48 in. x 48 in. (1219 mm x 1219 mm) Louver

Free Area	
Area	6.01 sq. ft. (0.558 sq. m)
Percent	37.6%
Performance at Beginning Point of Water Penetration	
Free Area Velocity	1058 fpm (5.375 m/s)
Max Intake Volume	6359 cfm (3.001 m ³ /s)
Performance at 6,000 CFM (2.832 m³/s) Intake	
Pressure Drop	0.125 in. wg (0.031 kPa)

Document Links

[Louver Finishes & Colors](#)

[Louver Product Selection Guide](#)

[Louver Products Catalog](#)

[Louver Warranty Statement](#)

Options and Accessories

- [Bird Screen](#)
- [Blank Off Panels](#)
- [Extended Sill](#)
- [Filter Rack/Filter](#)
- [Flange Frame](#)
- [Glazing Frame](#)
- [Hinged Frame](#)
- [Insect Screen](#)
- [Mounting Angles](#)
- [Security Bars](#)
- [Variety of Architectural Finishes](#)
- [Welded Construction](#)

Standard Details

[ESD-202 Standard Details](#)

Structural reinforcing members may be required to adequately support and install multiple louver sections within a large opening. Structural reinforcing members along with any associated installation hardware is not provided by Greenheck unless indicated otherwise by Greenheck. Options and accessories including, but not limited to, screens, filter racks, louver doors, and blank off panels are not subject to structural analysis unless indicated otherwise by Greenheck.

Free Area Chart

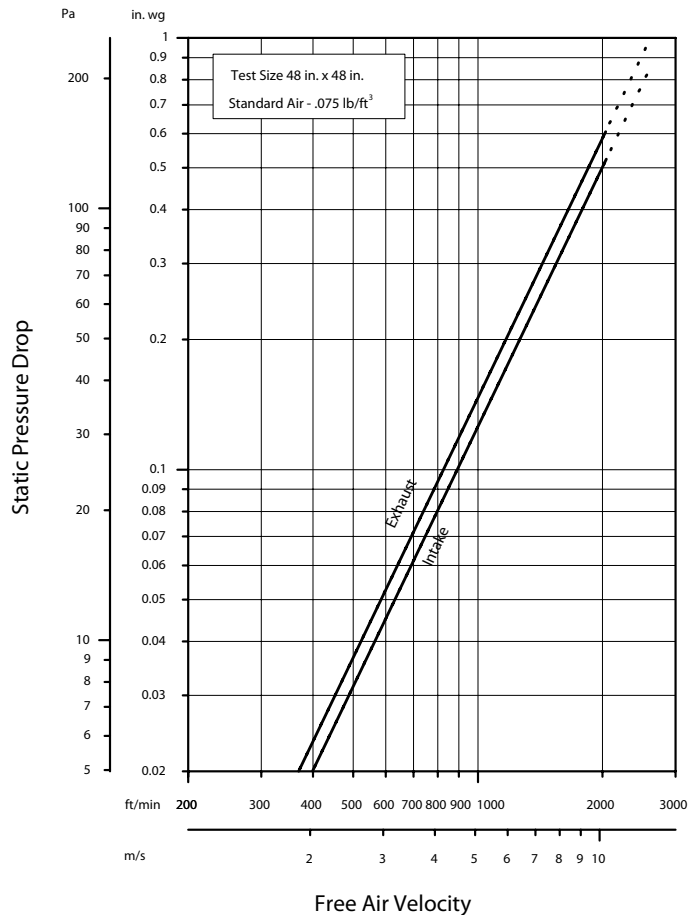
Free Area Chart shows free area in square feet and square meters.

Louver Height Inches (Meters)																			
	12	18	24	30	36	42	48	54	60	66	72	78	84	90	96	102	108	114	120
0.30	0.30	0.46	0.61	0.76	0.91	1.07	1.22	1.37	1.52	1.68	1.83	1.98	2.13	2.29	2.44	2.59	2.74	2.90	3.05
12	0.22	0.37	0.51	0.66	1.94	0.95	1.09	1.02	1.35	1.49	1.64	1.78	1.93	2.07	2.22	2.33	2.47	2.62	2.76
0.30	0.02	0.03	0.05	0.06	0.18	0.09	0.10	0.09	0.13	0.14	0.15	0.17	0.18	0.19	0.21	0.22	0.23	0.24	0.26
18	0.41	0.67	0.94	1.20	1.47	1.74	2.00	2.20	2.47	2.73	3.00	3.26	3.53	3.79	4.06	4.26	4.52	4.79	5.05
0.46	0.04	0.06	0.09	0.11	0.14	0.16	0.19	0.20	0.23	0.25	0.28	0.30	0.33	0.35	0.38	0.40	0.42	0.45	0.47
24	0.58	0.95	1.33	1.70	2.07	2.45	2.82	3.10	3.48	3.85	4.22	4.60	4.97	5.35	5.72	6.00	6.38	6.75	7.12
0.61	0.05	0.09	0.12	0.16	0.19	0.23	0.26	0.29	0.32	0.36	0.39	0.43	0.46	0.50	0.53	0.56	0.59	0.63	0.66
30	0.74	1.22	1.70	2.18	2.66	3.14	3.62	3.98	4.46	4.94	5.42	5.90	6.38	6.86	7.35	7.71	8.19	8.67	9.15
0.76	0.07	0.11	0.16	0.20	0.25	0.29	0.34	0.37	0.41	0.46	0.50	0.55	0.59	0.64	0.68	0.72	0.76	0.81	0.85
36	0.88	1.45	2.02	2.59	3.16	3.73	4.30	4.72	5.29	5.86	6.43	7.00	18.27	8.14	8.71	9.14	9.71	10.28	10.85
0.91	0.08	0.13	0.19	0.24	0.29	0.35	0.40	0.44	0.49	0.54	0.60	0.65	1.70	0.76	0.81	0.85	0.90	0.96	1.01
42	1.04	1.72	2.39	3.07	3.75	4.42	5.10	5.60	6.28	6.96	7.63	8.31	8.98	9.66	10.34	10.84	11.52	12.20	12.87
1.07	0.10	0.16	0.22	0.29	0.35	0.41	0.47	0.52	0.58	0.65	0.71	0.77	0.83	0.90	0.96	1.01	1.07	1.13	1.20
48	1.23	2.02	2.82	3.62	4.42	5.21	6.01	6.61	7.40	8.20	9.00	9.79	10.59	11.39	12.18	12.78	13.58	14.37	15.17
1.22	0.11	0.19	0.26	0.34	0.41	0.48	0.56	0.61	0.69	0.76	0.84	0.91	0.98	1.06	1.13	1.19	1.26	1.34	1.41
54	1.40	2.30	3.21	4.12	5.02	5.93	6.84	7.52	8.42	9.33	10.24	11.14	12.05	12.96	13.86	14.54	15.45	16.36	17.26
1.37	0.13	0.21	0.30	0.38	0.47	0.55	0.64	0.70	0.78	0.87	0.95	1.03	1.12	1.20	1.29	1.35	1.44	1.52	1.60
60	1.56	2.57	3.59	4.60	5.61	6.63	7.64	8.40	9.41	10.42	11.44	12.45	13.46	14.48	15.49	16.25	17.26	18.27	19.29
1.52	0.14	0.24	0.33	0.43	0.52	0.62	0.71	0.78	0.87	0.97	1.06	1.16	1.25	1.35	1.44	1.51	1.60	1.70	1.79
66	1.73	2.85	3.89	5.10	6.22	7.35	8.47	9.31	10.44	11.56	12.68	13.81	14.93	16.05	17.18	18.02	19.14	20.27	21.39
1.68	0.16	0.26	0.36	0.47	0.58	0.68	0.79	0.86	0.97	1.07	1.18	1.28	1.39	1.49	1.60	1.67	1.78	1.88	1.99
72	1.86	3.07	4.28	5.49	6.70	7.91	9.11	10.02	11.23	12.44	13.65	14.86	16.06	17.27	18.48	19.39	20.60	21.80	23.01
1.83	0.17	0.29	0.40	0.51	0.62	0.73	0.85	0.93	1.04	1.16	1.27	1.38	1.49	1.60	1.72	1.80	1.91	2.03	2.14
78	2.03	3.35	4.67	5.99	7.31	8.63	9.95	10.94	12.25	13.57	14.89	16.21	17.53	18.85	20.17	21.16	22.48	23.80	25.11
1.98	0.19	0.31	0.43	0.56	0.68	0.80	0.92	1.02	1.14	1.26	1.38	1.51	1.63	1.75	1.87	1.97	2.09	2.21	2.33
84	2.22	3.66	5.10	6.54	7.98	9.41	10.85	11.93	13.37	14.81	16.25	17.69	19.13	20.57	22.01	23.09	24.53	25.96	27.40
2.13	0.21	0.34	0.47	0.61	0.74	0.87	1.01	1.11	1.24	1.38	1.51	1.64	1.78	1.91	2.04	2.15	2.28	2.41	2.55
90	2.39	3.93	5.48	7.03	8.58	10.13	11.67	12.84	14.38	15.93	17.48	19.03	20.58						
2.29	0.22	0.37	0.51	0.65	0.80	0.94	1.08	1.19	1.34	1.48	1.62	1.77	1.91						
96	2.55	4.20	5.86	7.51	9.17	10.82	12.48	13.72	15.37	17.02	18.68	20.33	21.99						
2.44	0.24	0.39	0.54	0.70	0.85	1.01	1.16	1.27	1.43	1.58	1.74	1.89	2.04						
102	2.69	4.43	6.18	7.92	9.66	11.41	13.15	14.46	16.20	17.94	19.69	21.43	23.18						
2.59	0.25	0.41	0.57	0.74	0.90	1.06	1.22	1.34	1.51	1.67	1.83	1.99	2.15						
108	2.85	4.70	6.55	8.40	10.25	12.10	13.95	15.34	17.19	19.04	20.89	22.74	24.59						
2.74	0.26	0.44	0.61	0.78	0.95	1.12	1.30	1.43	1.60	1.77	1.94	2.11	2.28						
114	3.04	5.01	6.98	8.95	10.92	12.89	14.69	16.34	18.31	20.28	22.25	24.22	26.19						
2.90	0.28	0.47	0.65	0.83	1.01	1.20	1.36	1.52	1.70	1.88	2.07	2.25	2.43						
120	3.21	5.29	7.37	9.45	11.53	13.61	15.69	17.25	19.33	21.41	23.49	25.57	27.65						
3.05	0.30	0.49	0.68	0.88	1.07	1.26	1.46	1.60	1.80	1.99	2.18	2.38	2.57						

Airflow Resistance

Standard Air - 0.075 lb/ft³ (1.2 kg/m³)

Test size 48 in. x 48 in. (1219 mm x 1219 mm)

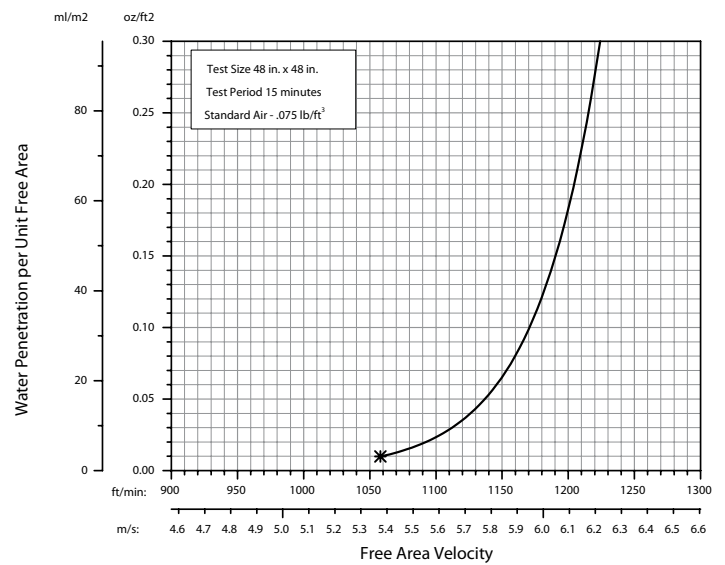


Model ESD-202 resistance to airflow (pressure drop) varies depending on louver application (air intake or air exhaust). Free area velocities (shown) are higher than average velocity through the overall louver size. See louver selection information. (Test Figure 5.5-6.5)

Water Penetration

Standard Air - 0.075 lb/ft³ (1.2 kg/m³)

Test size 48 in. x 48 in. (1219 mm x 1219 mm) Test duration of 15 min.



The AMCA Water Penetration Test provides a method for comparing various louver models and designs as to their efficiency in resisting the penetration of rainfall under specific laboratory test conditions. The beginning point of water penetration is defined as that velocity where the water penetration curve projects through 0.01 oz. (3 g) of water (penetration) per sq. ft. (m²) of louver free area. *The beginning point of water penetration for Model ESD-202 is 1058 fpm (5.375 m/s) free area velocity. These performance ratings do not guarantee a louver to be weatherproof or stormproof and should be used in combination with other factors including good engineering judgement in selecting louvers.