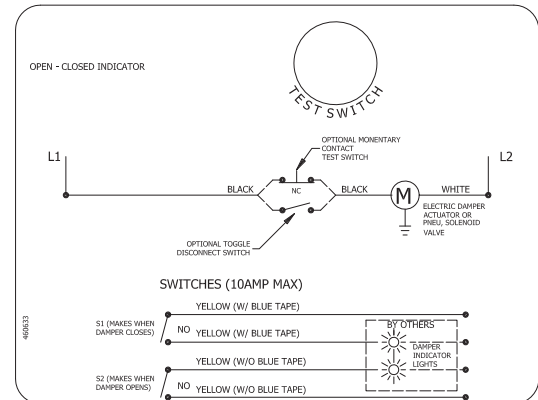
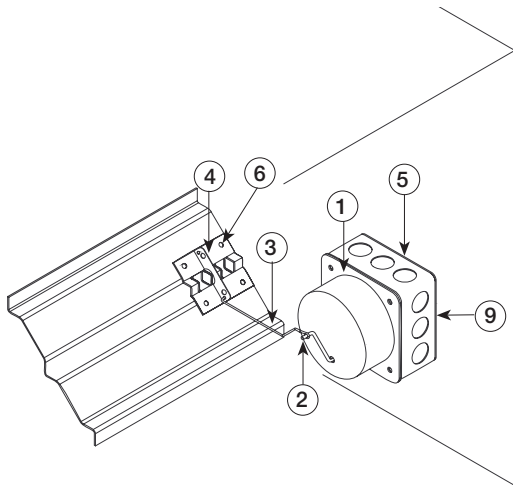



Application

The OCI assembly contains two single pole, single throw switches used to indicate damper blade position. The switches provide positive open and closed signals, when used in conjunction with remote indicator lights. OCI assemblies are used in active smoke control applications to positively indicate the status of all smoke and combination fire smoke dampers in the building. This switch assembly may also be used to provide a start/stop control circuit for remote fan installations.

Ratings

- Switch Type: (2) single pole, single throw
- Electrical: 10 Amps, ¼ HP, 120 or 240 Vac
- ½ Amps, 125 Vdc
- ¼ Amps, 250 Vdc
- 5 Amps, 120 Volts "L" (lamp load)
- 1 Amps, 24 Vac
- 1½ Amps, 24 Vdc



OCI Wiring Diagram

OCI Field Kit	Part #851848
----------------------	---------------------

Item Number	Qty.	Description
1	1	OCI Switch Box
2	2	Pushnut Retainer
3	1	Indicator Linkage
4	4	Blade Clip
5	1	4 in. x 4 in. Handy Box
6	4	Tek Screws, HWH, #10-16x.5
7	1	4 in. x 4 in. Cover Plate
8	1	Gasket
9	1	Label

