

TO: Greenheck Business Partners  
 FROM: Andy Jackson  
 Product Manager, Louvers  
 DATE: April 11, 2022  
 SUBJECT: Reduced Actuator Quantity-EAD-632W Adjustable Louver



We constantly aim to reduce costs on core louver products that help make you more competitive in your markets.

We increased the allowable square footage in the latest CAPS® release (4.38) for high torque electric actuators on our most competitive adjustable blade warehouse louver, model EAD-632W. The limit for allowable square footage increased from 40 square feet to 50 square feet for a single high torque electric actuator based on the exhaustive testing. Additionally, we increased the limit from 96 inches (height) to 120 inches (height) for a single high torque electric actuator. These increased actuator allowances will significantly reduce the list price on select but common EAD-632W sizes (*Figure 1*).

*Figure 1*

EAD-632W Size (W x H)	Previous Actuator Quantity	New Actuator Quantity
60 In. x 120 In.	2	1
120 In. x 60 In.	2	1
96 In. x 72 In.	2	1
120 In. x 120 In.	4	2



*Figure 2*

We intend to offer more line-item configurability as opposed to mark level configurability in future CAPS releases. Until such time, EAD-632W selections with heights 96 - 120 inches should be configured on a stand-alone mark so that the option for Actuator Location Center may be selected (*Figure 2, 3*). Actuator Location Center is only available when heights are 96 - 120 inches. If you have lines less than 96 inches with Actuator Location Center selected, you will notice a red box on the ID level indicating no availability for the selection (*Figure 4*). Move these lines to a new mark, with either Actuator Location Top Left or Actuator Location Bottom Left selected (*Figure 5*).

*Figure 3*

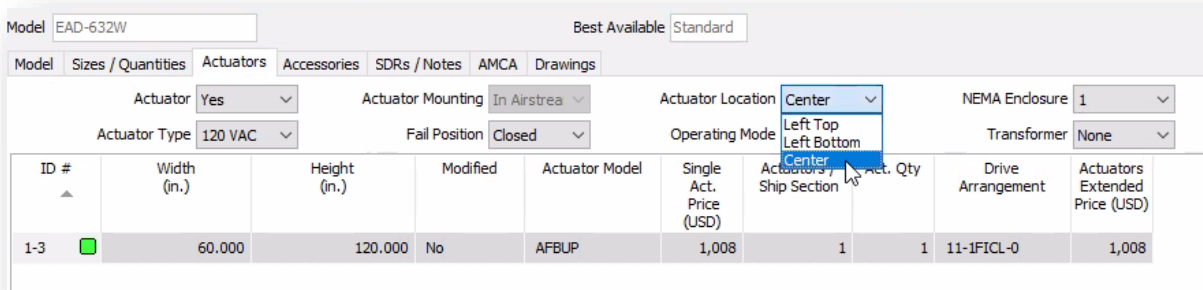


Figure 4



ID #	Tag	Quantity	Method	Width (in.)	Height (in.)
1-3		1	Size	48.000	48.000
1-4		1	Size	60.000	120.000

Figure 5

Model: EAD-632W      Best Available: Standard

Model | Sizes / Quantities | Actuators | Accessories | SDRs / Notes | AMCA | Drawings

Actuator: Yes      Actuator Mounting: In Airstrea      Actuator Location: **Left Top** (dropdown menu open)      NEMA Enclosure: 1

Actuator Type: 120 VAC      Fail Position: Closed      Operating Mode: Center      Transformer: None

ID #	Width (in.)	Height (in.)	Modified	Actuator Model	Single Act. Price (USD)	Actuator Qty	Ship Section	Act. Qty	Drive Arrangement	Actuators Extended Price (USD)
1-1	48.000	48.000	No	AFBUP	1,008	1	1	1	11-1FITL-0	1,008

We hope you like this product design change, considering the first cost and installation savings it provides. We look forward to offering this same feature on additional commonly applied operable blade warehouse louvers in future CAPS releases.