



Patents Pending

Job: VEKTOR CURB INSTALLATION GUIDE GPFHL/GPFHD

Mark:

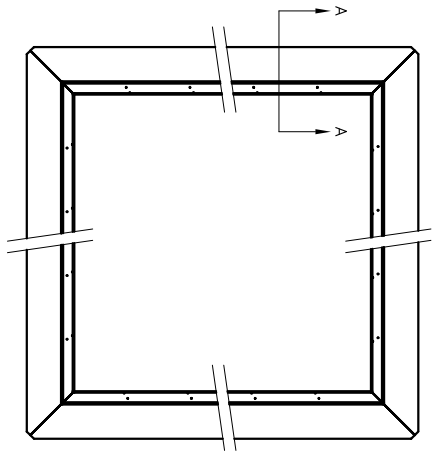
Model: VEKTOR H AND CD

Date: 08/27/2012

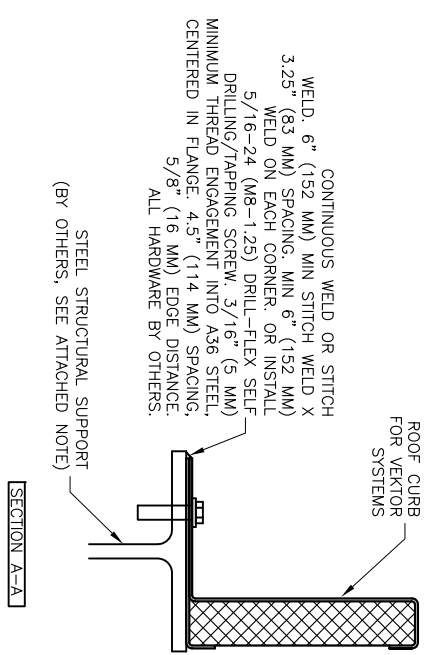
Revision: 00

Project #: VXXXX

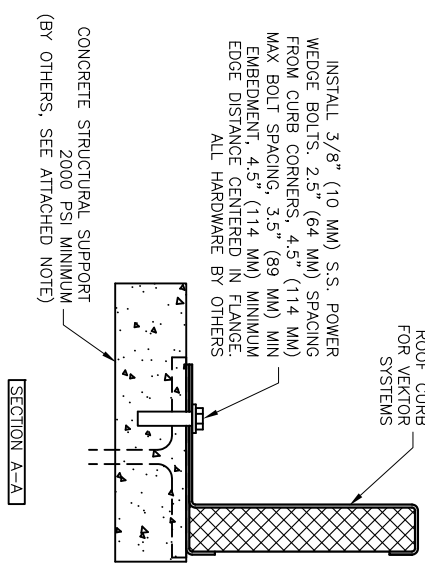
GFC SO:



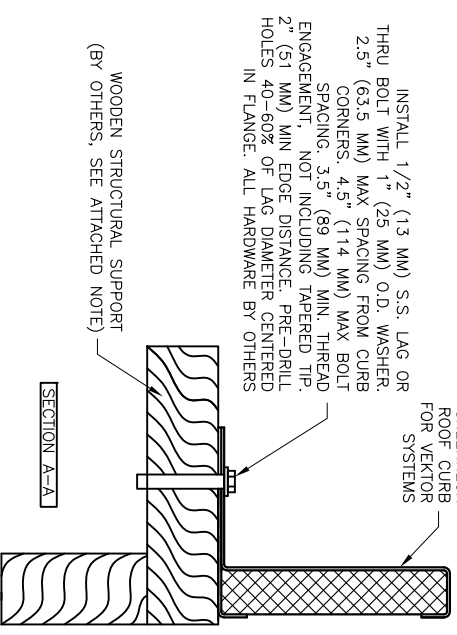
STEEL



CONCRETE



WOOD



NOTE:  
STEEL, CONCRETE OR WOOD ROOF SUPPORT IS PER STRUCTURAL ENGINEER AND IN ACCORDANCE WITH LOAD REQUIREMENTS AND APPLICABLE BUILDING CODES.

- RECOMMENDED EXHAUST DUCT INLET VELOCITY OF 1500 FPM OR LESS
- AS A RESULT OF OUR COMMITMENT TO CONTINUOUS IMPROVEMENT, GREENHECK RESERVES THE RIGHT TO CHANGE SPECIFICATIONS WITHOUT NOTICE.